


# Persuasive Essay Unit

**Objective:** Students plan and write persuasive essays from scratch based on a prompt.

**Prompt:** Are pranks mean or fun?

 You can replace this prompt with your own in any activity (or use [our assignment library](#))!

**Duration:** 4–7 class periods, or fewer with homework

## Pre-Write

1 class period



**Graphic Organizer:** [Generating a Thesis and Topic Sentences](#)

Students brainstorm ideas and choose a thesis and supporting reasons.

15–20  
minutes

 Looking for more pre-writing resources? You can find [our full collection here!](#)


## Draft

2–3 class periods



**Guided Draft:** [Persuasive Essay](#) 

Students draft a full persuasive essay with the support of targeted tips.

 If needed, allow extra time before drafting for students to collect evidence.




120–180  
minutes

**Rubric:** Thesis statement presents an opinion  
Each topic sentence supports the thesis  
Each piece of evidence is specific and supports the topic sentence  
Conclusion provides a sense of closure to the essay  
Language is specific and concise

## Revise

1–3 class periods



**Practice:** [Thesis Statement](#)  
[Topic Sentences](#)   
[Evidence](#)   
[Conclusion](#)  
[Specific and Concise Language](#) 

10–25  
minutes

 Review students' first drafts. Assign each student to complete **one** of these practices based on which rubric item that student struggled with most.



**Self Review:** [Persuasive Essay](#) 

Students review and revise their rough drafts with scaffolded support.

30–90  
minutes

**Rubric:** Same as Guided Draft